




## How to Fill in the OMR Answer Sheet

1. Before Filling OMR Sheet, the Candidate should remember one thing that OMR sheets are evaluated by computer software. This software is very sensitive and can only read properly filled black coloured bubbles. Do not tamper or scratch the OMR sheet. Only provide the required information in the OMR sheet.



2. Specific spaces or boxes are provided in the OMR sheets to fill the required information like Roll Number, Test Booklet No. and Test Booklet Code and do not write anything else on the OMR sheets or do not make any specific symbol or sign. This can lead to the rejection of the OMR Sheet.
  - a. The candidate has a 10 digit Roll Number. The correct way to fill the Roll Number is mentioned in the following example. Roll Number will be mentioned in the Admit Card.



- b. The Candidate should ensure that 7 digit Test Booklet No. has been filled and marked correctly.

The image shows two examples of Test Booklet No. OMR sheets. The left sheet is a blank grid for writing the number 111111. The right sheet is a grid for writing the number 3504697, with bubbles filled in for each digit.

3. In the OMR Sheet, write the Candidate's Name, Father's Name, and Mother's Name (in running handwriting) in the Name column as given in the following box

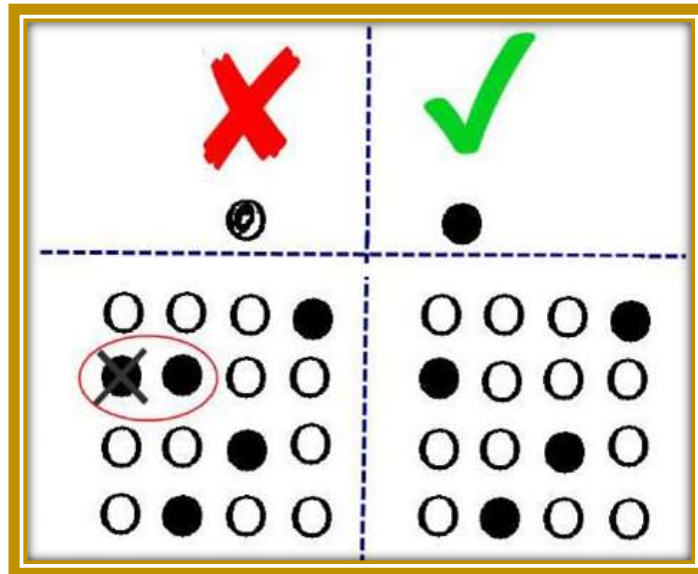
CANDIDATE'S NAME (In running handwriting)  
*Amit Singh*

FATHER'S NAME (In running handwriting)  
*John*

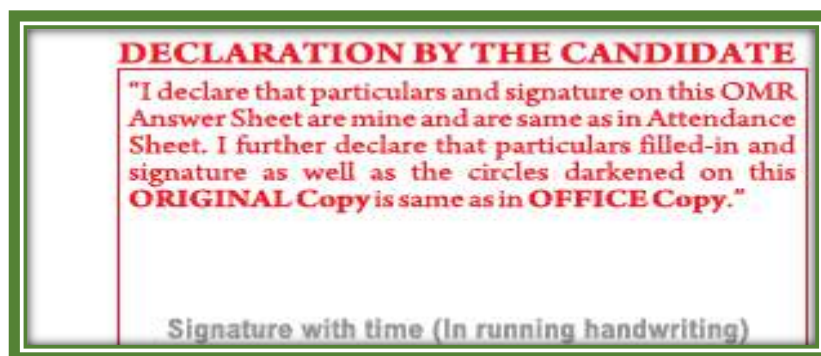
MOTHER'S NAME (In running handwriting)  
*Rupa*

4. The test is of **3 hours** duration and the Test Booklet contains **200** multiple-choice questions (four options with a single correct answer) from Physics, Chemistry, and Biology (Botany and Zoology). 50 questions in each subject are divided into two Sections (A and B) as per details given below:
- Section A shall consist of **35 (Thirty-five) Questions in each subject (Question Nos – 001 to 035, 051 to 085, 101 to 135, and 151 to 185)**. All questions are compulsory.
  - Section B shall consist of **15 (Fifteen) questions in each subject (Question Nos – 036 to 050, 086 to 100, 136 to 150, and 186 to 200)**. In Section B, a candidate needs **to attempt any 10 (Ten)** questions out of 15 (Fifteen) in each subject.


5. Do not fill in more than one option for any of the questions because there is only one answer, which is the **most appropriate** for all the questions.



6. The candidates are required to sign with time (in running handwriting) in the declaration column.



7. Make sure that the CODE printed on the OMR Answer Sheet is the same as that on the Test Booklet. In case of discrepancy, the candidate should immediately report the matter to the Invigilator for replacement of both the Test Booklet and the Answer Sheet.



8. In case of any discrepancy for a particular language, only the **English version** will be considered as the final version.

Section A – Physics  
(Question Nos. – 001 to 035)

Section A – Chemistry  
(Question Nos. –051 to 085)

Section A - Biology (Botany and Zoology)  
(Question Nos. –101 to 135, and 151 to 185)

The candidate should ensure that Roll No. and Test Booklet No. have been filled and marked correctly and Test Booklet Code printed in this sheet and Test Booklet Code is the same.

**ANSWER SHEET**

ORIGINAL COPY

No stray marks allowed

Candidate have 10 digit Roll Number which is mentioned in the Admit Card.

The Candidate should ensure that Test Booklet No. have been filled and marked correctly.

Make sure that the CODE printed on the OMR Answer Sheet is the same as that on the Test Booklet.

**Candidate MUST NOT carry ORIGINAL or OFFICE Copy**

**ROLL No.**

1	1	1	1	1	1	1	1	1	1
2	2	2	2	2	2	2	2	2	2
3	3	3	3	3	3	3	3	3	3
4	4	4	4	4	4	4	4	4	4
5	5	5	5	5	5	5	5	5	5
6	6	6	6	6	6	6	6	6	6
7	7	7	7	7	7	7	7	7	7
8	8	8	8	8	8	8	8	8	8
9	9	9	9	9	9	9	9	9	9
0	0	0	0	0	0	0	0	0	0

**TEST BOOKLET No.**

1	1	1	1	1	1
2	2	2	2	2	2
3	3	3	3	3	3
4	4	4	4	4	4
5	5	5	5	5	5
6	6	6	6	6	6
7	7	7	7	7	7
8	8	8	8	8	8
9	9	9	9	9	9
0	0	0	0	0	0

**Test Booklet Code**

A

SECTION - A		SECTION - A		SECTION - A		SECTION - A	
Q.No.	Response	Q.No.	Response	Q.No.	Response	Q.No.	Response
001	1 2 3 4	051	1 2 3 4	101	1 2 3 4	151	1 2 3 4
002	1 2 3 4	052	1 2 3 4	102	1 2 3 4	152	1 2 3 4
003	1 2 3 4	053	1 2 3 4	103	1 2 3 4	153	1 2 3 4
004	1 2 3 4	054	1 2 3 4	104	1 2 3 4	154	1 2 3 4
005	1 2 3 4	055	1 2 3 4	105	1 2 3 4	155	1 2 3 4
006	1 2 3 4	056	1 2 3 4	106	1 2 3 4	156	1 2 3 4
007	1 2 3 4	057	1 2 3 4	107	1 2 3 4	157	1 2 3 4
008	1 2 3 4	058	1 2 3 4	108	1 2 3 4	158	1 2 3 4
009	1 2 3 4	059	1 2 3 4	109	1 2 3 4	159	1 2 3 4
010	1 2 3 4	060	1 2 3 4	110	1 2 3 4	160	1 2 3 4
011	1 2 3 4	061	1 2 3 4	111	1 2 3 4	161	1 2 3 4
012	1 2 3 4	062	1 2 3 4	112	1 2 3 4	162	1 2 3 4
013	1 2 3 4	063	1 2 3 4	113	1 2 3 4	163	1 2 3 4
014	1 2 3 4	064	1 2 3 4	114	1 2 3 4	164	1 2 3 4
015	1 2 3 4	065	1 2 3 4	115	1 2 3 4	165	1 2 3 4
016	1 2 3 4	066	1 2 3 4	116	1 2 3 4	166	1 2 3 4
017	1 2 3 4	067	1 2 3 4	117	1 2 3 4	167	1 2 3 4
018	1 2 3 4	068	1 2 3 4	118	1 2 3 4	168	1 2 3 4
019	1 2 3 4	069	1 2 3 4	119	1 2 3 4	169	1 2 3 4
020	1 2 3 4	070	1 2 3 4	120	1 2 3 4	170	1 2 3 4
021	1 2 3 4	071	1 2 3 4	121	1 2 3 4	171	1 2 3 4
022	1 2 3 4	072	1 2 3 4	122	1 2 3 4	172	1 2 3 4
023	1 2 3 4	073	1 2 3 4	123	1 2 3 4	173	1 2 3 4
024	1 2 3 4	074	1 2 3 4	124	1 2 3 4	174	1 2 3 4
025	1 2 3 4	075	1 2 3 4	125	1 2 3 4	175	1 2 3 4
026	1 2 3 4	076	1 2 3 4	126	1 2 3 4	176	1 2 3 4
027	1 2 3 4	077	1 2 3 4	127	1 2 3 4	177	1 2 3 4
028	1 2 3 4	078	1 2 3 4	128	1 2 3 4	178	1 2 3 4
029	1 2 3 4	079	1 2 3 4	129	1 2 3 4	179	1 2 3 4
030	1 2 3 4	080	1 2 3 4	130	1 2 3 4	180	1 2 3 4
031	1 2 3 4	081	1 2 3 4	131	1 2 3 4	181	1 2 3 4
032	1 2 3 4	082	1 2 3 4	132	1 2 3 4	182	1 2 3 4
033	1 2 3 4	083	1 2 3 4	133	1 2 3 4	183	1 2 3 4
034	1 2 3 4	084	1 2 3 4	134	1 2 3 4	184	1 2 3 4
035	1 2 3 4	085	1 2 3 4	135	1 2 3 4	185	1 2 3 4

**SECTION - B - Attempt any 10 questions in each subject**

SECTION - B		SECTION - B		SECTION - B		SECTION - B	
Q.No.	Response	Q.No.	Response	Q.No.	Response	Q.No.	Response
036	1 2 3 4	086	1 2 3 4	136	1 2 3 4	186	1 2 3 4
037	1 2 3 4	087	1 2 3 4	137	1 2 3 4	187	1 2 3 4
038	1 2 3 4	088	1 2 3 4	138	1 2 3 4	188	1 2 3 4
039	1 2 3 4	089	1 2 3 4	139	1 2 3 4	189	1 2 3 4
040	1 2 3 4	090	1 2 3 4	140	1 2 3 4	190	1 2 3 4
041	1 2 3 4	091	1 2 3 4	141	1 2 3 4	191	1 2 3 4
042	1 2 3 4	092	1 2 3 4	142	1 2 3 4	192	1 2 3 4
043	1 2 3 4	093	1 2 3 4	143	1 2 3 4	193	1 2 3 4
044	1 2 3 4	094	1 2 3 4	144	1 2 3 4	194	1 2 3 4
045	1 2 3 4	095	1 2 3 4	145	1 2 3 4	195	1 2 3 4
046	1 2 3 4	096	1 2 3 4	146	1 2 3 4	196	1 2 3 4
047	1 2 3 4	097	1 2 3 4	147	1 2 3 4	197	1 2 3 4
048	1 2 3 4	098	1 2 3 4	148	1 2 3 4	198	1 2 3 4
049	1 2 3 4	099	1 2 3 4	149	1 2 3 4	199	1 2 3 4
050	1 2 3 4	100	1 2 3 4	150	1 2 3 4	200	1 2 3 4

Section B - Biology (Botany and Zoology) (Question Nos. –136 to 150, and 186 to 200)

Section B – Physics  
(Question Nos. –036 to 050)

**Answer Sheet No.**

1234567

**DECLARATION BY THE CANDIDATE**  
"I declare that particulars and signature on this OMR Answer Sheet are mine and are same as in Attendance Sheet. I further declare that particulars filled-in and signature as well as the circles darkened on this ORIGINAL Copy is same as in OFFICE Copy."

Signature with time (In running handwriting)

**CANDIDATE'S NAME (In running handwriting)**

MOTHER'S NAME (In running handwriting)

FATHER'S NAME (In running handwriting)

**CANDIDATE'S LEFT HAND THUMB IMPRESSION**

SIGNATURE OF INVIGILATOR'S WITH TIME

1

2

Section B – Chemistry  
(Question Nos. –086 to 100)

The candidate should ensure that Roll No. and Test Booklet No. have been filled and marked correctly and Test Booklet Code printed in this sheet and Test Booklet is the same.

# ANSWER SHEET

OFFICE COPY

Candidate MUST NOT carry ORIGINAL or OFFICE Copy

ROLL No.									
1	1	1	1	1	1	1	1	1	1
2	2	2	2	2	2	2	2	2	2
3	3	3	3	3	3	3	3	3	3
4	4	4	4	4	4	4	4	4	4
5	5	5	5	5	5	5	5	5	5
6	6	6	6	6	6	6	6	6	6
7	7	7	7	7	7	7	7	7	7
8	8	8	8	8	8	8	8	8	8
9	9	9	9	9	9	9	9	9	9
0	0	0	0	0	0	0	0	0	0

TEST BOOKLET No.									
1	1	1	1	1	1	1	1	1	1
2	2	2	2	2	2	2	2	2	2
3	3	3	3	3	3	3	3	3	3
4	4	4	4	4	4	4	4	4	4
5	5	5	5	5	5	5	5	5	5
6	6	6	6	6	6	6	6	6	6
7	7	7	7	7	7	7	7	7	7
8	8	8	8	8	8	8	8	8	8
9	9	9	9	9	9	9	9	9	9
0	0	0	0	0	0	0	0	0	0

Test Booklet Code									
A	●								

SECTION - A	Attempt all 35 questions in each subject			
	Q.No.	Response	Q.No.	Response
001	1 2 3 4	051	1 2 3 4	
002	1 2 3 4	052	1 2 3 4	
003	1 2 3 4	053	1 2 3 4	
004	1 2 3 4	054	1 2 3 4	
005	1 2 3 4	055	1 2 3 4	
006	1 2 3 4	056	1 2 3 4	
007	1 2 3 4	057	1 2 3 4	
008	1 2 3 4	058	1 2 3 4	
009	1 2 3 4	059	1 2 3 4	
010	1 2 3 4	060	1 2 3 4	
011	1 2 3 4	061	1 2 3 4	
012	1 2 3 4	062	1 2 3 4	
013	1 2 3 4	063	1 2 3 4	
014	1 2 3 4	064	1 2 3 4	
015	1 2 3 4	065	1 2 3 4	
016	1 2 3 4	066	1 2 3 4	
017	1 2 3 4	067	1 2 3 4	
018	1 2 3 4	068	1 2 3 4	
019	1 2 3 4	069	1 2 3 4	
020	1 2 3 4	070	1 2 3 4	
021	1 2 3 4	071	1 2 3 4	
022	1 2 3 4	072	1 2 3 4	
023	1 2 3 4	073	1 2 3 4	
024	1 2 3 4	074	1 2 3 4	
025	1 2 3 4	075	1 2 3 4	
026	1 2 3 4	076	1 2 3 4	
027	1 2 3 4	077	1 2 3 4	
028	1 2 3 4	078	1 2 3 4	
029	1 2 3 4	079	1 2 3 4	
030	1 2 3 4	080	1 2 3 4	
031	1 2 3 4	081	1 2 3 4	
032	1 2 3 4	082	1 2 3 4	
033	1 2 3 4	083	1 2 3 4	
034	1 2 3 4	084	1 2 3 4	
035	1 2 3 4	085	1 2 3 4	
036	1 2 3 4	086	1 2 3 4	
037	1 2 3 4	087	1 2 3 4	
038	1 2 3 4	088	1 2 3 4	
039	1 2 3 4	089	1 2 3 4	
040	1 2 3 4	090	1 2 3 4	
041	1 2 3 4	091	1 2 3 4	
042	1 2 3 4	092	1 2 3 4	
043	1 2 3 4	093	1 2 3 4	
044	1 2 3 4	094	1 2 3 4	
045	1 2 3 4	095	1 2 3 4	
046	1 2 3 4	096	1 2 3 4	
047	1 2 3 4	097	1 2 3 4	
048	1 2 3 4	098	1 2 3 4	
049	1 2 3 4	099	1 2 3 4	
050	1 2 3 4	100	1 2 3 4	
101	1 2 3 4	151	1 2 3 4	
102	1 2 3 4	152	1 2 3 4	
103	1 2 3 4	153	1 2 3 4	
104	1 2 3 4	154	1 2 3 4	
105	1 2 3 4	155	1 2 3 4	
106	1 2 3 4	156	1 2 3 4	
107	1 2 3 4	157	1 2 3 4	
108	1 2 3 4	158	1 2 3 4	
109	1 2 3 4	159	1 2 3 4	
110	1 2 3 4	160	1 2 3 4	
111	1 2 3 4	161	1 2 3 4	
112	1 2 3 4	162	1 2 3 4	
113	1 2 3 4	163	1 2 3 4	
114	1 2 3 4	164	1 2 3 4	
115	1 2 3 4	165	1 2 3 4	
116	1 2 3 4	166	1 2 3 4	
117	1 2 3 4	167	1 2 3 4	
118	1 2 3 4	168	1 2 3 4	
119	1 2 3 4	169	1 2 3 4	
120	1 2 3 4	170	1 2 3 4	
121	1 2 3 4	171	1 2 3 4	
122	1 2 3 4	172	1 2 3 4	
123	1 2 3 4	173	1 2 3 4	
124	1 2 3 4	174	1 2 3 4	
125	1 2 3 4	175	1 2 3 4	
126	1 2 3 4	176	1 2 3 4	
127	1 2 3 4	177	1 2 3 4	
128	1 2 3 4	178	1 2 3 4	
129	1 2 3 4	179	1 2 3 4	
130	1 2 3 4	180	1 2 3 4	
131	1 2 3 4	181	1 2 3 4	
132	1 2 3 4	182	1 2 3 4	
133	1 2 3 4	183	1 2 3 4	
134	1 2 3 4	184	1 2 3 4	
135	1 2 3 4	185	1 2 3 4	
136	1 2 3 4	186	1 2 3 4	
137	1 2 3 4	187	1 2 3 4	
138	1 2 3 4	188	1 2 3 4	
139	1 2 3 4	189	1 2 3 4	
140	1 2 3 4	190	1 2 3 4	
141	1 2 3 4	191	1 2 3 4	
142	1 2 3 4	192	1 2 3 4	
143	1 2 3 4	193	1 2 3 4	
144	1 2 3 4	194	1 2 3 4	
145	1 2 3 4	195	1 2 3 4	
146	1 2 3 4	196	1 2 3 4	
147	1 2 3 4	197	1 2 3 4	
148	1 2 3 4	198	1 2 3 4	
149	1 2 3 4	199	1 2 3 4	
150	1 2 3 4	200	1 2 3 4	

<b>SECTION - B</b> Attempt any 10 questions in each subject.	
MOTHER'S NAME (In running handwriting)	FATHER'S NAME (in running handwriting)
CANDIDATE'S LEFT HAND THUMB IMPRESSION	SIGNATURE OF INVIGILATOR'S WITH TIME
	1
	2

**DECLARATION BY THE CANDIDATE**

"I declare that particulars and signature on this OMR Answer Sheet are mine and are same as in Attendance Sheet. I further declare that particulars filled-in and signature as well as the circles darkened on this ORIGINAL Copy is same as in OFFICE Copy."

Signature with time (In running handwriting)

CANDIDATE'S NAME (In running handwriting)

## अनुदेश / INSTRUCTIONS

1. इस उत्तर पत्र में दो प्रतियाँ हैं। मूल प्रति और इसके नीचे कार्यालय प्रति। सूचना/उत्तर भरते समय उन्हें अलग करने या हटाने की कोशिश न करें।

This answer sheet consists of two copies, the Original copy and the Office copy. Do not attempt to separate or displace them while recording information/answers.

2. केवल नीले/काले बाल पेन से सही गोले को गहरे निशान से भरिए।

Use Only Blue/Black Ball Point Pen to darken the appropriate circle.

3. कृपया पूरे गोले को गहरे निशान से भरिए।

Please darken the complete circle.

4. प्रत्येक प्रश्न का उत्तर केवल एक ही पूरे गोले में गहरा निशान लगाकर दीजिए जैसा नीचे दिखाया गया है।

Darken ONLY ONE CIRCLE for each Question as shown below :



5. एक बार गोले में निशान लगाने के पश्चात कोई परिवर्तन अनुमन्य नहीं है।

Answer once marked cannot be changed.

6. उत्तर पत्रिका पर अन्य कहीं कोई निशान न लगाइए। गलत निशान/कोई निशान ओ.एम.आर. स्कैनर के द्वारा पढ़ा जा सकता है।

Please do not make any stray marks on the Answer Sheet. Incorrect Marks/Stray marks may be read by the OMR scanner.

7. इस उत्तर पत्रिका पर कच्चा काम करना मना है।

Rough work must not be done on the Answer Sheet.

8. प्रत्येक प्रश्न का उत्तर, उत्तर-पत्रिका में दिए गए क्रमांक के सामने संगत गोले में निशान लगाकर दीजिए।

Mark your answer in the appropriate space in the Answer Sheet against the Number corresponding to the question.

9. उम्मीदवार को परीक्षा समाप्ति पर ओ.एम.आर. प्रतिक्रिया पत्र की मूल या कार्यालय प्रति अपने साथ ले जाने की अनुमति नहीं है।

The Candidate is NOT allowed to carry the Original or Office copy of OMR response sheet with him/her on conclusion of the examination.

### EXAMPLES - HOW TO FILL AND MARK ON ORIGINAL COPY (WITH BLUE/BLACK BALL POINT PEN ONLY)

If your Roll No. is 2423153143

Roll No.

2	4	2	3	1	5	3	1	4	3
①	①	①	①	●	①	①	●	①	①
●	②	●	②	②	②	②	②	②	②
③	③	③	●	③	●	③	③	●	③
④	●	④	④	④	④	④	④	④	④
⑤	⑤	⑤	⑤	●	⑤	⑤	⑤	⑤	⑤
⑥	⑥	⑥	⑥	⑥	⑥	⑥	⑥	⑥	⑥
⑦	⑦	⑦	⑦	⑦	⑦	⑦	⑦	⑦	⑦
⑧	⑧	⑧	⑧	⑧	⑧	⑧	⑧	⑧	⑧
⑨	⑨	⑨	⑨	⑨	⑨	⑨	⑨	⑨	⑨
⑩	⑩	⑩	⑩	⑩	⑩	⑩	⑩	⑩	⑩

If your Test Booklet No. is 5762537

Test Booklet No.

5	7	6	2	5	3	7
①	①	①	①	①	①	①
②	②	②	●	②	②	②
③	③	③	③	③	③	③
④	④	④	④	④	④	④
●	⑤	⑤	⑤	●	⑤	⑤
⑥	⑥	●	⑥	⑥	⑥	⑥
⑦	●	⑦	⑦	⑦	⑦	●
⑧	⑧	⑧	⑧	⑧	⑧	⑧
⑨	⑨	⑨	⑨	⑨	⑨	⑨
⑩	⑩	⑩	⑩	⑩	⑩	⑩

If your Response to Question No. 022 is (1)

Q.No.	Response
022	● ① ② ③ ④

#### IMPORTANT

The candidate should check carefully that the Test Booklet Code printed on the Answer Sheet is the same as printed on Test Booklet. In case of discrepancy, the candidate should immediately report the matter to the invigilator for replacement of both the Test Booklet and the OMR Answer Sheet.